

CONGRATULATIONS ON YOUR HARDWOOD PURCHASE FROM THE DECKING SUPERSTORE!

REMEMBER YOUR HARDWOOD WILL LOOK AMAZING BUT IT'S STILL WOOD.

All wood will move, especially during its initial acclimation period on site. Although our Ipe, Garapa, Batu, Tigerwood or Cumaru hardwood decking and siding will last a long time and perform well, they all still need to acclimate properly for best results.



Even Kiln Dried (KD) materials need to be properly acclimated.



When your decking arrives at the installation site, be sure to keep it out of direct sunlight until it's ready to be installed and finished.

We recommend acclimating your decking for 1-2 weeks for the best results.







WIDTH	APPROX. SHRINKAGE
3½" WIDE	1/16"– 1/8"
5½" WIDE	1/8"– 1/4"



Hardwood lumber 3" and 4" thick requires additional time to acclimate and may have some slight cracking or checking at time of installation. Many of these surface checks will close up after acclimation.



Always do

-  Acclimate on-site for 1-2 weeks
-  Acclimate 8"-12" off ground for lawn/dirt, 6" for concrete
-  Use a tarp, but leave sides and ends open for breathability
-  Can use plywood, particle board or wood scraps for cover
-  Use spacers between rows for airflow
-  Use UV inhibiting sealer to protect and minimize checking



Don't do

-  Never install immediately without acclimation
-  Acclimate directly on the ground
-  Wrap your wood in a tarp restricting circulation and trapping moisture
-  Stack rows together on top of one another
-  Use a clear poly film or plastic trapping moisture
-  If grey aging preferred, don't weather without UV protection